

1-1971906-3 ✓ ACTIVE



GRACE INERTIA 3.3

TE Internal #: 1-1971906-3

Rectangular Power Connectors, Header, Plug, Wire-to-Board, 6 Position, 3.3 mm [.129 in] Centerline, Printed Circuit Board, UL 94V-0, GRACE INERTIA 3.3

[View on TE.com >](#)

Connectors > Power Connectors > Rectangular Power > Rectangular Power Connectors



Rectangular Power Connector Type: **Header**

Connector & Housing Type: **Plug**

Connector System: **Wire-to-Board**

Number of Positions: **6**

Centerline (Pitch): **3.3 mm [.129 in]**

Features

Product Type Features

Header Type	Fully Shrouded
Rectangular Power Connector Type	Header
Connector & Housing Type	Plug
Connector System	Wire-to-Board
Sealable	No
Connector & Contact Terminates To	Printed Circuit Board

Configuration Features

Number of Positions	6
Keying	A
PCB Mount Orientation	Vertical
Number of Power Positions	6
Number of Rows	2

Electrical Characteristics

Operating Voltage	250 VAC
-------------------	---------



Contact Features

Contact Layout	Matrix
Contact Underplating Material	Nickel
Contact Base Material	Brass
Contact Current Rating (Max)	4 A
Contact Retention Within Housing	Without
Contact Type	Pin
PCB Contact Termination Area Plating Material	Tin
Contact Mating Area Plating Material	Tin
Contact Mating Area Plating Material Thickness	2 µm[78.73 µin]
Underplate Material Thickness	1.25 µm[49.21 µin]
Contact Termination Area Plating Thickness	2 µm[78.74 µin]
Tab Width	.5 mm[.02 in]

Termination Features

Termination Post & Tail Length	3 mm[.118 in]
Termination Method to Printed Circuit Board	Through Hole - Solder

Mechanical Attachment

PCB Mount Alignment Type	Locating Posts
Mating Alignment Type	Keyed
Mating Alignment	With
PCB Mount Alignment	With
PCB Mount Retention	With
PCB Mount Retention Type	Kinked
Connector Mounting Type	Board Mount
Mating Retention	With
Mating Retention Type	Latch

Housing Features

Centerline (Pitch)	3.3 mm[.129 in]
Housing Color	Natural
Housing Material	PA 66 GF

Dimensions

Row-to-Row Spacing	5.2 mm[.204 in]
--------------------	-----------------



PCB Thickness (Recommended)	.06 mm[1.6 in]
Width	11.6 mm[.456 in]
Height	14.25 mm[.561 in]
Mating Post Length	6.6 mm[.26 in]
Length	12 mm[.472 in]

Usage Conditions

Operating Temperature Range	-30 – 105 °C[-22 – 221 °F]
-----------------------------	----------------------------

Operation/Application

Circuit Application	Power
---------------------	-------

Industry Standards

UL Flammability Rating	UL 94V-0
Glow Wire Rating	GWT 750°C (Without Flame)
Agency/Standard	CSA
UL Rating	Recognized
VDE Tested	No

Packaging Features

Packaging Method	Tray
Packaging Quantity	300

Other

For Use With	Plug Housing
--------------	--------------

Product Compliance


[For compliance documentation, visit the product page on TE.com>](#)

EU RoHS Directive 2011/65/EU	Compliant
EU ELV Directive 2000/53/EC	Compliant
China RoHS 2 Directive MIIT Order No 32, 2016	No Restricted Materials Above Threshold
EU REACH Regulation (EC) No. 1907/2006	Current ECHA Candidate List: JUNE 2022 (224) Candidate List Declared Against: JUNE 2022 (224) Does not contain REACH SVHC
Halogen Content	Not Low Halogen - contains Br or Cl > 900 ppm.
Solder Process Capability	Not reviewed for solder process capability

Product Compliance Disclaimer

This information is provided based on reasonable inquiry of our suppliers and represents our current actual knowledge based on the information they provided. This information is subject to change. The part numbers that TE has identified as EU RoHS compliant have a maximum concentration of 0.1% by weight in homogenous materials for lead, hexavalent chromium, mercury, PBB, PBDE, DBP, BBP, DEHP, DIBP, and 0.01% for cadmium, or qualify for an exemption to these limits as defined in the Annexes of Directive 2011/65/EU (RoHS2). Finished electrical and electronic equipment products will be CE marked as required by Directive 2011/65/EU. Components may not be CE marked. Additionally, the part numbers that TE has identified as EU ELV compliant have a maximum concentration of 0.1% by weight in homogenous materials for lead, hexavalent chromium, and mercury, and 0.01% for cadmium, or qualify for an exemption to these limits as defined in the Annexes of Directive 2000/53/EC (ELV). Regarding the REACH Regulation, the information TE provides on SVHC in articles for this part number is based on the latest European Chemicals Agency (ECHA) 'Guidance on requirements for substances in articles' posted at this URL: <https://echa.europa.eu/guidance-documents/guidance-on-reach>

Compatible Parts



TE Part # CAT-G7534-H342
Glow Wire GRACE INERTIA Header



TE Part # 1-1971906-4
HEADER ASSY 8POS,KEYING-A,NEW
GIC3.3



TE Part # 2-1971906-3
HEADER ASSY 6POS,KEYING-B,NEW
GIC3.3



TE Part # 2-1971906-2
HEADER ASSY 4POS,KEYING-B,NEW
GIC3.3



TE Part # 2-1971906-4
HEADER ASSY 8POS,KEYING-B,NEW
GIC3.3




TE Part # 1-1971906-2
HEADER ASSY 4POS,KEYING-A,NEW
GIC3.3




TE Part # 5-1971906-3
HEADER ASSY 6POS,KEYING-A,NEW
GIC3.3

Also in the Series | GRACE INERTIA 3.3



PCB Latches, Locks & Retainers(7)



Power Contacts(3)



Rectangular Connector Locking(8)



Rectangular Power Connectors(69)

Documents

Product Drawings

HEADER ASSY 6POS,KEYING-A,NEW GIC3.3

English



CAD Files

3D PDF

3D

Customer View Model

[ENG_CVM_CVM_1-1971906-3_A_c-1-1971906-3-a.2d_dxf.zip](#)

English

Customer View Model

[ENG_CVM_CVM_1-1971906-3_A_c-1-1971906-3-a.3d_igs.zip](#)

English

Customer View Model

[ENG_CVM_CVM_1-1971906-3_A_c-1-1971906-3-a.3d_stp.zip](#)

English

By downloading the CAD file I accept and agree to the [Terms and Conditions](#) of use.

Datasheets & Catalog Pages

[1-1773883-5 GRACE INERTIA connector quick reference guide](#)

English

[5-1773465-4-GI3.3Flyer](#)

English

[7-1773465-7-GI3.3-ChineseFlyer](#)

[GI3.3_QRG_CN](#)

Product Specifications

[Application Specification](#)

English

Product Environmental Compliance

[MD_1-1971906-3_12022013430_dmtec](#)

English

[MD_1-1971906-3_12022013430_dmtec](#)

English

Agency Approvals

[UL Report](#)

English